

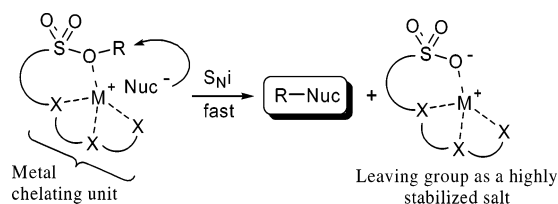
## Arylsulfonate-Based Nucleophile Assisting Leaving Groups

Salvatore D. Lepore,\* Anjan K. Bhunia, and Pamela Cohn

Department of Chemistry, Florida Atlantic University, Boca Raton, Florida 33431-0991

slepore@fau.edu

Received June 16, 2005



The synthesis and unique reactivity of a series of arylsulfonate-based nucleophile assisting leaving groups (NALG) containing oligomeric ether units (including crown ethers) attached to the arylsulfonyl ring in the ortho orientation are described. The reactions of a variety of these ether-containing alkyl sulfonates with metal halides proceeded at substantially greater rates than electronically similar sulfonates. These ether-containing leaving groups also displayed marked selectivity for lithium halides relative to the corresponding sodium and potassium salts in nucleophilic displacement reactions.

### Introduction

Although reactions mediated by nucleophilic mechanisms have proved overwhelmingly useful in synthesis, prohibitively slow reaction kinetics are often observed with sterically hindered secondary substrates and weak or poorly soluble nucleophiles. A number of strategies are routinely employed to expedite nucleophilic reactions including the use of highly stabilized leaving groups<sup>1</sup> to increase the electrophilicity of the substrate and ionophilic phase transfer agents to transport poorly soluble nucleophilic salts into the solution phase. A variety of useful phase transfer agents have been developed such as quaternary ammonium salts,<sup>2</sup> macrocyclic ethers,<sup>3</sup> and podands.<sup>4</sup> We envisioned that electrophiles containing sulfonate leaving groups could be rendered more reactive by modifying them to contain a cation chelating moiety that would attract nucleophilic metal salts to the site of attack.<sup>5</sup> In this chelated form, the nucleophilic portion of the salt is localized near the electrophilic center, thus

decreasing the entropic barrier relative to intermolecular reactions. The chelated metal cation would also be expected to stabilize the developing negative charge on the oxygens of the sulfonate leaving group in the transition state.<sup>6</sup> In addition, by attaching an ion-selective moiety to the leaving group, the electrophilic substrate should be more reactive toward nucleophiles containing a specific metal counterion potentially leading to the development of salt-specific leaving groups.<sup>7</sup> In this report, we describe the unique reactivity of arylsulfonate-based nucleophile assisting leaving groups (NALG) that contain either acyclic or macrocyclic ether units attached to the aryl ring ortho to the sulfonate.

### Results and Discussion

Poly(ethylene glycol)-containing arylsulfonyl chlorides **1** were prepared in good yields by treating sulfobenzoic acid anhydride with phosphorus pentachloride<sup>8</sup> followed by the addition of the methyl poly(ethylene glycol) unit (Scheme 1). Arylsulfonyl chlorides **1** were then reacted

(1) (a) Zehavi, U. *J. Org. Chem.* **1975**, *40*, 3870. (b) Wu, M.-C.; Anderson, L.; Slife, C. W.; Jensen, L. *J. Org. Chem.* **1974**, *39*, 3014.

(2) Wang, M.-L.; Wu, H.-S. *J. Org. Chem.* **1990**, *55*, 2344.

(3) (a) Pedersen, C. J. *J. Am. Chem. Soc.* **1967**, *89*, 7017. (b) Pedersen, C. J.; Frensdorff, H. K. *Angew. Chem., Int. Ed. Engl.* **1972**, *11*, 16. (c) Stott, P. E.; Bradshaw, J. S.; Parish, W. W. *J. Am. Chem. Soc.* **1980**, *102*, 4810.

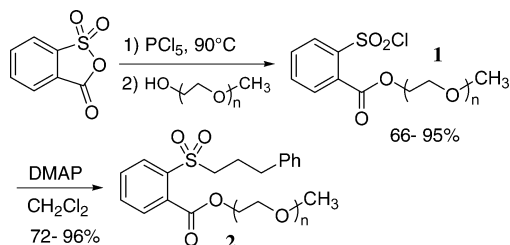
(4) (a) Kimura, Y.; Regan, S. L. *J. Org. Chem.* **1982**, *47*, 2493. (b) Kimura, Y.; Regan, S. L. *J. Org. Chem.* **1983**, *48*, 195. (c) Solov'ev, V. P.; Baulin, V. E.; Strakhova, N. N.; Kazachenko, V. P.; Belsky, V. K.; Varnek, A. A.; Volkova, T. A.; Wipff, G. *J. Chem. Soc., Perkin Trans. 2* **1998**, 1489.

(5) (a) Cacciapaglia, R.; Di Stefano, S.; Mandolini, L. *J. Org. Chem.* **2002**, *67*, 521. (b) Cacciapaglia, R.; Mandolini, L. *Pure Appl. Chem.* **1993**, *65*, 533. (c) Alfimov, M. V.; Gromov, S. P.; Fedorov, Yu. V.; Fedorova, O. A.; Vedernikov, A. I.; Churakov, A. V.; Kuz'mina, L. G.; Howard, J. A. K.; Bossmann, S.; Braun, A.; Woerner, M.; Sears, D. F., Jr.; Saltiel, J. *J. Am. Chem. Soc.* **1999**, *121*, 4992.

(6) Gobbi, A.; Landini, D.; Maia A.; Secci, D. *J. Org. Chem.* **1995**, *60*, 5954.

(7) Lippard, S. J. "Grand Challenges" in Chemistry. *Chem. Eng. News* **2000**, *78* (Aug 7), 64.

(8) Loev, B.; Kormendy, M. *J. Org. Chem.* **1962**, *27*, 1703.

**SCHEME 1. Synthesis of Polyethylene Glycol Containing Arylsulfonate Esters**

**TABLE 1. Rates of Metal Bromide Additions to Arylsulfonates 2 in Acetone To Give 3-Phenyl-1-bromopropane**

<i>n</i>	compd no.	reaction time in hours (% isolated yield)			
		LiBr (rt)	LiBr (reflux)	NaBr (reflux)	KBr (reflux)
0	<b>2a</b>	—	0.75 (96)	3 (94)	15 (92)
1	<b>2b</b>	12 (96)	0.3 (97)	15 (93)	24 (57)
2	<b>2c</b>	5 (96)	0.1 (97)	16 (92)	24 (50)
3	<b>2d</b>	3.3 (93)	<0.1 (93)	3.6 (94)	12 (98)
4	<b>2e</b>	2.25 (96)	<0.1 (96)	2.5 (95)	6 (94)

with 3-phenylpropanol to give the corresponding sulfonate esters **2** in yields ranging from 72 to 96%. Sulfonate esters **2** (except for  $n = 0$ ) were exceptionally stable to silica gel chromatography. Sulfonate esters **2** were reacted with lithium, sodium, and potassium bromide, giving 3-phenyl-1-bromopropane as the substitution product (Table 1). Methyl ester sulfonate **2a** ( $n = 0$ ) serves as a baseline to help determine the rate enhancing role of the various oligomeric ether side chains in compounds **2b–2e**.

The reaction of LiBr with **2a** gives nearly complete conversion to product at 4 times the rate of NaBr. The increasing number of ethylene glycol units correlates well with a decrease in reaction time required for LiBr to convert substrate **2** to product. In the case of **2e**, which contains a tetraethylene glycol unit, the rate of reaction with LiBr is approximately 15 times faster than with **2a** ( $n = 0$ ).

Perhaps more striking is the increase in the reaction rate of LiBr relative to NaBr and KBr. The presence of ethylene glycol units increases the relative rate of LiBr versus NaBr additions to 50-fold for **2b** ( $n = 1$ ) and 160-fold for **2c** ( $n = 2$ ). The trend seems to level off with additional ethylene glycol units. Additionally, the ethylene glycol units appear to impose a retarding effect on the rate of NaBr and KBr except with substrate **2e**.

We also examined two macrocyclic ether containing sulfonates for potential rate enhancement and salt selectivity in the metal bromide addition reaction (Table 2). The reaction rates of LiBr with substrates **3a** and **3b** were comparable and nearly 50 times faster than the baseline methylester sulfonate **2a** (Table 1). In terms of selectivity, the 12-crown-4-containing **3a** reacts with LiBr in acetone to form product in 1.3 h at room temperature. However, with sodium or potassium bromide, the displacement reaction required 4 and 8 h under refluxing conditions, respectively. This corresponds to a selectivity of greater than 200-fold for lithium bromide over sodium and potassium bromide.<sup>9</sup> To further investigate the rate enhancement afforded by the NALG approach, we prepared several diethylene glycol-containing sulfonates of secondary alcohols (**4a–c**).

**TABLE 2. Rates of Metal Bromide Additions in Acetone to Crown Ether-Containing Sulfonates To Give 3-Phenyl-1-bromopropane**

<i>n</i>	compd no.	reaction time in hours (% yield)		
		LiBr (rt)	NaBr (reflux)	KBr (reflux)
1	<b>3a</b>	1.3 (98)	4.4 (97)	8.6 (92)
2	<b>3b</b>	0.75 (92)	0.37 (93)	2.1 (89)

**TABLE 3. Comparison of Rates of Lithium Chloride and Bromide Addition to NALG Sulfonate Esters 4 versus Analogous Tosylates**

Entry	RO	4	reaction time in hours (% yield) <sup>a</sup>	
			LiCl	LiBr
1	Ph-CH <sub>2</sub> -CH <sub>2</sub> -O	<b>4a</b>	8 (94)	2 (96)
2	Ph-CH <sub>2</sub> -CH <sub>2</sub> -O	TsOR	22 (54) <sup>b</sup>	11 (81)
5	CH <sub>2</sub> (CH <sub>2</sub> ) <sub>4</sub> -O	<b>4b</b>	6 (96)	1 (97)
6	CH <sub>2</sub> (CH <sub>2</sub> ) <sub>4</sub> -O	TsOR	24 (5) <sup>b</sup>	24 (95)
7	Adaman-2-yl-O	<b>4c</b>	-	16 (98)
8	Adaman-2-yl-O	TsOR	-	70 (0) <sup>b</sup>

<sup>a</sup> Isolated yield. <sup>b</sup> Significant starting material recovered.

These derivatives were prepared in excellent yields (>96%) starting from **1** ( $n = 2$ ). We also prepared the tosylates of these alcohols for comparison (Table 3).<sup>10</sup> In each case, the rate enhancement afforded by each NALG substrate relative to the corresponding tosylate was very substantial. For example, substrate **4b** reacted with LiBr in 1 h to give brominated product in 97% yield, whereas the same reaction with the analogous tosylate required 24 h to achieve a similar yield.

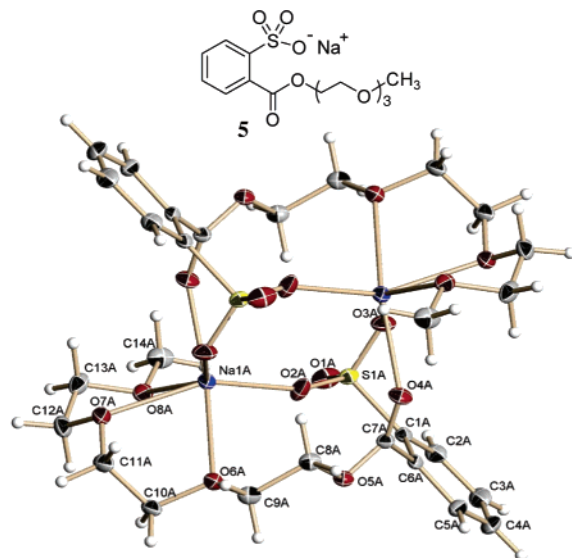
In the case of the 2-adamantyl NALG substrate **4c**, we expected little or no reactivity toward metal halide salts since backside nucleophilic displacement is essentially precluded due to steric crowding.<sup>11</sup> Nonetheless, we observed a 98% conversion of **4c** in 16 h to the 2-bromoadamantane with LiBr in refluxing acetone. No side products involving rearrangement of the adamantane nucleus were observed.<sup>12</sup> The corresponding 2-adamantyl tosylate gave no reaction even after 70 h in refluxing acetone. Even the highly electrophilic 2-adamantyl trifluoromethyl sulfonate (not shown) failed to give the bromide product when treated with LiBr in refluxing acetone for extended periods. The 2-adamantyl bromination reaction of **4c** likely proceeds via a front-side  $\text{S}_{\text{N}}\text{i}$ -type mechanism.<sup>13</sup> Reactions involving the  $\text{S}_{\text{N}}\text{i}$  mecha-

(9) The selectivity is probably higher since, at room temperature, the reaction of **3a** with NaBr gives less than a 25% product conversion after 5 days.

(10) For a more appropriate comparison, we prepared the methyl ester sulfonates of these secondary alcohols but found that their reaction with lithium halide tended to occur at the methyl position.

(11) Kozikowski, A. P.; Lee, J. *Tetrahedron Lett.* **1988**, *29*, 3053 and references therein.

(12) Sinnott, M. L.; Storesund, H. J.; Whiting, M. C. *Chem. Commun.* **1969**, 1000.



**FIGURE 1.** Crystal structure of the sodium salt of triethylene glycol-containing NALG **5**.

nism are generally mediated by four-centered cyclic transition states and have been used to obtain alkyl chlorides from alkyl chlorosulfites and chloroformates<sup>14</sup> and, more recently, from oxachlorocarbenes.<sup>15</sup> However, to our knowledge, the bromination of 2-adamantyl NALG **4c** is the first example of an  $S_Ni$  reaction involving a macrocyclic transition state.

To more clearly understand the cation binding geometry of the NALG, triethylene glycol NALG sodium salt **5** was crystallized and analyzed by X-ray crystallography (Figure 1).<sup>16</sup> The crystal structure reveals that **5** forms a dimer in the solid phase. As anticipated, three of the side arm ether oxygens of **5** are coordinated to the sodium cation, whereas both the ester carbonyl and one of the sulfonyl oxygens coordinate the sodium of the adjacent monomer. Interestingly, the ester carbonyl is nearly orthogonal and therefore poorly conjugated to the phenyl ring. The nonconjugated carbonyl geometry would indicate that the chelation arms of the various NALGs discussed in this article may not be the most ideal design to the extent that the dimer formation of sodium sulfonate **5** reflects the solution-phase chelation geometry.

## Conclusion

Arylsulfonate leaving groups containing either acyclic or macrocyclic ether units in the *ortho* orientation significantly enhance  $S_N2$ -type reactions involving metal halides. The observed rate enhancement is likely the result of the ability of the cation chelating unit both to attract the metal cation of the incoming nucleophile and to stabilize the newly forming leaving group through

internal chelation. The reactivity differences in the bromination reactions involving lithium, sodium, and potassium bromide suggest that leaving groups can be designed to favor certain nucleophilic salts. The design of new NALGs possessing chelating moieties of greater binding affinity and cation specificity is currently underway. In addition, the application of NALG technology to a broader variety of nucleophilic reactions will also be pursued.

## Experimental Section

**Representative Procedure: Preparation of 2-Oxobutyl 2-(Chlorosulfonyl)benzoate (1b).** A mixture of *o*-sulfolbenzoic acid anhydride (1.23 g, 6.6 mmol) and phosphorus pentachloride (3.68 g, 13.2 mmol) was heated at 90 °C for 6 h. The oil was allowed to cool, dissolved in ether, and rinsed with ice water to remove unreacted phosphorus pentachloride. The solvent was evaporated in vacuo, leaving 2.1 g of oil. The crude oil (1.5 g, 6.2 mmol) was then dissolved in excess methoxyethanol (2.5 g, 32 mmol) and heated to 60 °C for 30 h. The reaction mixture was purified by flash chromatography by eluting with a hexane/acetone (85:15 v/v) to yield **1b** as white solid: (1.6 g, 87%); mp 34–36 °C; IR (neat) 1737 (C=O), 1370, 1198 (SO<sub>2</sub>) cm<sup>-1</sup>; <sup>1</sup>HNMR (400 MHz, CDCl<sub>3</sub>) δ 8.15 (dd, 1H, *J* = 1.02 and 7.68 Hz), 7.80–7.68 (m, 3H), 4.54–4.52 (m, 2H), 3.75–3.72 (m, 2H), 3.39 (s, 3H); <sup>13</sup>CNMR (100.75 MHz, CDCl<sub>3</sub>) δ 166.1, 141.7, 136.4, 132.7, 130.5, 129.3, 70.1, 65.9, 69.2; HRMS (EI) [M + Na]<sup>+</sup>: calcd for C<sub>10</sub>H<sub>11</sub>ClO<sub>5</sub>SNa 300.9908, found 300.9919.

**2,5-Dioctyl 2-(Chlorosulfonyl)benzoate (1c):** (8.8 g, 95%); IR (neat) 1731 (C=O), 1353, 1196 (SO<sub>2</sub>) cm<sup>-1</sup>; <sup>1</sup>HNMR (400 MHz, CDCl<sub>3</sub>) δ 8.14 (dd, 1H, *J* = 0.9 and 7.74 Hz), 7.80–7.69 (m, 2H), 4.57–4.54 (m, 2H), 3.86–3.84 (m, 2H), 3.67–3.65 (m, 2H), 3.55–3.53 (m, 2H), 3.36 (s, 3H); <sup>13</sup>CNMR (100.75 MHz, CDCl<sub>3</sub>) δ 166.0, 141.6, 135.4, 132.4, 131.6, 130.4, 129.2, 72.0, 70.6, 68.7, 65.9, 59.2; HRMS (EI) [M + H]<sup>+</sup>: calcd for C<sub>12</sub>H<sub>16</sub>ClO<sub>5</sub>S 323.0356, found 323.0350.

**2,5,8-Trioxodecyl 2-(Chlorosulfonyl)benzoate (1d):** (6.3 g, 88%); IR (neat) 1732 (C=O), 1356, 1196 (SO<sub>2</sub>) cm<sup>-1</sup>; <sup>1</sup>HNMR (400 MHz, CDCl<sub>3</sub>) δ 8.16 (dd, 1H, *J* = 1.09 and 8.31 Hz), 7.82–7.70 (m, 3H), 4.57–4.54 (m, 2H), 3.87–3.84 (m, 2H), 3.70–3.62 (m, 6H), 3.54–3.52 (m, 2H), 3.36 (s, 3H); <sup>13</sup>CNMR (100.75 MHz, CDCl<sub>3</sub>) δ 166.1, 141.7, 135.4, 132.5, 131.7, 130.5, 129.2, 72.1, 70.8, 70.8, 68.8, 65.4, 59.3; HRMS (EI) [M + H]<sup>+</sup>: calcd for C<sub>14</sub>H<sub>20</sub>ClO<sub>7</sub>S 367.0613, found 367.0622.

**2,5,8,11-Tetraoxotridecyl 2-(Chlorosulfonyl)benzoate (1e):** (1.2 g, 66%); IR (neat) 1731 (C=O), 1373, 1196 (SO<sub>2</sub>) cm<sup>-1</sup>; <sup>1</sup>HNMR (400 MHz, CDCl<sub>3</sub>) δ 8.18 (dd, 1H, *J* = 1.0 and 7.8 Hz), 7.83–7.7 (m, 3H), 4.57–4.55 (m, 2H), 3.87–3.85 (m, 2H), 3.72–3.62 (m, 10H), 3.57–3.53 (m, 2H), 3.38 (s, 3H); <sup>13</sup>CNMR (100.75 MHz, CDCl<sub>3</sub>) δ 166.1, 141.7, 136.4, 132.6, 131.7, 130.5, 129.2, 72.1, 70.8, 70.8, 70.7, 66.8, 66.5, 59.3; HRMS (EI) [M + H]<sup>+</sup>: calcd for C<sub>16</sub>H<sub>24</sub>ClO<sub>8</sub>S 411.0100, found 411.0113.

**Representative Procedure: Preparation of [2-Methyl-(1,4,7,10-tetraoxocyclododecyl)] 2-(Chlorosulfonyl)benzoate (1f).** A mixture of 2-chlorosulfonyl benzoyl chloride (1.42 g, 6 mmol) and 2-hydroxymethyl 12-crown-4 were taken in minimum amount of dichloromethane (2 mL), and the reaction mixture was heated to reflux for 35 h. The crude reaction mixture was purified by flash chromatography by eluting with a hexane/acetone (35:65 v/v) to yield **1f** as an oil (0.525 g, 42%) with 0.36 g of 2-hydroxymethyl 12-crown-4 and 0.89 g of 2-chlorosulfonyl benzoyl chloride. IR (neat) 1723 (C=O), 1381, 1197 (SO<sub>2</sub>) cm<sup>-1</sup>; <sup>1</sup>HNMR (400 MHz, CDCl<sub>3</sub>) δ 8.17 (dd, 1H, *J* = 1.38 and 7.35 Hz), 7.83–7.71 (m, 3H), 4.48 (dd, 1H, *J* = 4.82 and 11.61 Hz), 4.41 (dd, 1H, *J* = 5.72 and 11.56 Hz), 4.05–4.00 (m, 1H), 3.88–3.61 (m, 14H); <sup>13</sup>CNMR (100.75 MHz, CDCl<sub>3</sub>) δ 167.0, 141.6, 136.5, 132.4, 131.7, 130.3, 129.2, 76.8, 71.0, 70.8, 70.7, 70.6, 70.5, 70.3, 70.3, 70.2, 69.9, 66.3; HRMS (EI) [M + Na]<sup>+</sup>: calcd for C<sub>16</sub>H<sub>21</sub>ClO<sub>8</sub>SNa 431.0538, found 431.0539.

(13) March, J. *Advanced Organic Chemistry: Reactions, Mechanisms, and Structure*, 4th ed.; Wiley-Interscience: New York, 1992; pp 308, 326.

(14) (a) Lee, C. C.; Clayton, J. W.; Lee, D. G.; Finlayson, A. J. *Tetrahedron* **1962**, *18*, 1395. (b) Lewis, E. S.; Herndon, W. C.; Duffy, D. C. *J. Am. Chem. Soc.* **1961**, *83*, 1959.

(15) Moss, R. A.; Fu, X.; Tian, J.; Sauers, R.; Wipf, P. *Org. Lett.* **2005**, *7*, 1371.

(16) The sodium salt was chosen after considerable attempts with the lithium analogue demonstrated that this salt was too hygroscopic for efficient crystal growth.



**[2-Methyl-(1,4,7,10,13-pentaoxocyclopentadecyl)] 2-(Chlorosulfonyl)benzoate (1g):** (0.51 g, 37%); IR (neat) 1739 (C=O), 1366, 1192 (SO<sub>2</sub>) cm<sup>-1</sup>; <sup>1</sup>HNMR (400 MHz, CDCl<sub>3</sub>) δ 8.16 (dd, 1H, *J* = 0.76 and 8.16 Hz), 7.83–7.70 (m, 3H), 4.58 (dd, 1H, *J* = 4.17 and 11.62 Hz, 1H), 4.41 (dd, 1H, *J* = 5.88 and 11.64 Hz), 4.02–3.96 (m, 1H), 3.87–3.56 (m, 18H); <sup>13</sup>CNMR (100.75 MHz, CDCl<sub>3</sub>) δ 166.0, 141.6, 135.5, 132.5, 131.7, 130.4, 129.2, 77.2, 71.1, 70.9, 70.8, 70.7, 70.6, 70.5, 70.5, 70.3, 70.2, 70.1, 70.1, 69.9, 66.5, 39.4; HRMS (EI) [M + Na]<sup>+</sup>: calcd for C<sub>18</sub>H<sub>25</sub>ClO<sub>8</sub>SNa 475.0805, found 475.0852.

**Preparation of 3-Phenylpropyl 2-(Methylcarboxy)-1-benzosulfonate (2a).** To a dichloromethane solution (10 mL) of methyl 2-(chlorosulfonyl) benzoate (0.35 g, 1.5 mmol) was added DMAP (0.21 g, 1.8 mmol) under argon. The reaction mixture was cooled to 0 °C before the addition of phenyl propanol (0.05 g, 3.75 mmol). The resulting mixture was warmed to room temperature and stirred for 1 h. The solvent was evaporated in vacuo. The sulfonate ester **3a** was purified by flash chromatography. Elution with a hexane/acetone (85:15 v/v) mixture yielded a gummy material in 41% (0.4 g) yield. IR (neat): 1737 (CO), 1355, 1170 (SO<sub>2</sub>) cm<sup>-1</sup>; <sup>1</sup>HNMR (400 MHz, CDCl<sub>3</sub>) δ 8.00 (dd, *J* = 1.0 and 7.7 Hz), 7.72–7.59 (m, 3H), 7.26–7.15 (m, 3H), 7.10–1.08 (m, 2H), 4.16 (t, *J* = 6.2 Hz, 2H), 2.69 (t, *J* = 7.34 Hz, 2H), 2.05–1.98 (m, 2H), 3.96 (s, 3H); <sup>13</sup>CNMR (100.75 MHz, CDCl<sub>3</sub>) δ 167.5, 140.5, 134.32, 133.7, 133.5, 131.0, 130.0, 129.6, 128.7, 128.6, 126.3, 70.7, 53.5, 31.6, 30.8; HRMS (EI) [M + H]<sup>+</sup>: calcd for C<sub>17</sub>H<sub>19</sub>ClO<sub>5</sub>S 335.0975, found 335.0940.

**Representative Procedure: Preparation of 3-Phenylpropyl 2-(2-Oxobutylcarboxy)-1-benzosulfonate (2b).** To a dichloromethane solution (10 mL) of **1b** (0.536 g, 1.92 mmol) was added DMAP (0.25 g, 2.08 mmol) under argon. The reaction mixture was cooled to 0 °C before the addition of phenylpropanol (0.47 g, 3.48 mmol). The resulting mixture was warmed to room temperature and stirred for 1 h. The solvent was evaporated in vacuo. The crude sulfonate ester was then purified by flash chromatography by eluting with hexane/acetone (70:30 v/v) to give **2a** as a gummy material (0.45 g, 72%); IR (neat) 1739 (C=O), 1369, 1196 (SO<sub>2</sub>) cm<sup>-1</sup>; <sup>1</sup>HNMR (400 MHz, CDCl<sub>3</sub>) δ 7.98 (dt, 1H, *J* = 0.7 and 7.8 Hz), 7.69–7.67 (m, 2H), 7.64–7.58 (m, 1H), 7.24–7.13 (m, 3H), 7.08 (d, 2H, *J* = 6.84 Hz), 4.52–4.49 (m, 2H), 4.16 (t, 2H, *J* = 6.2 Hz), 3.73–3.70 (m, 2H), 3.37 (s, 3H), 2.7 (t, 2H, *J* = 7.3 Hz), 2.04–1.97 (m, 2H); HRMS (EI) [M + H]<sup>+</sup>: calcd for C<sub>19</sub>H<sub>23</sub>O<sub>6</sub>SNa 401.1035, found 401.1040.

**3-Phenylpropyl 2-(2,5-Dioxoheptylcarboxy)-1-benzosulfonate (2c):** (0.6 g, 95%); IR (neat) 1733 (C=O), 1350, 1166 (SO<sub>2</sub>) cm<sup>-1</sup>; <sup>1</sup>HNMR (400 MHz, CDCl<sub>3</sub>) δ 7.98 (d, *J* = 7.3 Hz, 1H), 7.70–7.68 (m, 2H), 7.63–7.58 (m, 1H), 7.24–7.07 (m, 5H), 4.54–4.52 (m, 2H), 4.16 (t, *J* = 6.2 Hz, 2H), 3.84–3.82 (m, 2H), 3.66–3.63 (m, 2H), 3.53–3.51 (m, 2H), 3.55 (s, 3H), 2.69 (t, *J* = 7.3 Hz), 1.97–2.04 (m, 2H); <sup>13</sup>C NMR (100.75 MHz, CDCl<sub>3</sub>) δ 167.0, 140.6, 134.1, 133.7, 133.5, 131.0, 129.9, 129.8, 128.6, 128.6, 126.3, 72.0, 70.8, 70.6, 68.9, 65.5, 59.2, 31.5, 30.7; HRMS (EI) [M + H]<sup>+</sup>: calcd for C<sub>21</sub>H<sub>27</sub>O<sub>7</sub>S 423.1477, found 423.1469.

**3-Phenylpropyl 2-(2,5,8-Trioxodecylcarboxy)-1-benzosulfonate (2d):** (0.7 g, 87%); IR (neat) 1736 (C=O), 1369, 1196 (SO<sub>2</sub>) cm<sup>-1</sup>; <sup>1</sup>HNMR (400 MHz, CDCl<sub>3</sub>) δ 8.01 (dt, 1H, *J* = 0.83 and 7.83 Hz), 7.69 (dt, 2H, *J* = 0.96 and 4.87 Hz), 7.65–7.60 (m, 1H), 7.26–7.21 (m, 2H), 7.19–7.15 (m, 1H), 7.10–7.08 (m, 2H), 4.54–4.52 (m, 2H), 4.16 (t, 2H, *J* = 6.24 Hz), 3.85–3.82 (m, 2H), 3.69–3.61 (m, 6H), 3.54–3.51 (m, 2H), 3.36 (s, 3H), 2.71 (t, 2H, *J* = 7.31 Hz), 2.05–1.98 (m, 2H); <sup>13</sup>C NMR (100.75 MHz, CDCl<sub>3</sub>) δ 167.0, 140.6, 134.1, 133.8, 133.5, 131.0, 130.0, 129.8, 128.7, 126.4, 72.1, 70.9, 70.7, 68.9, 65.6, 59.2, 31.6, 30.7; HRMS (EI) [M + H]<sup>+</sup>: calcd for C<sub>23</sub>H<sub>30</sub>O<sub>8</sub>SNa 489.1559, found 489.1561.

**3-Phenylpropyl 2-(2,5,8,11-Tetraoxotridecylcarboxy)-1-benzosulfonate (2e):** (0.75 g, 83%); IR (neat) 1728 (C=O), 1371, 1197 (SO<sub>2</sub>) cm<sup>-1</sup>; <sup>1</sup>HNMR (400 MHz, CDCl<sub>3</sub>) δ 8.00 (dt, 1H, *J* = 0.82 and 7.84 Hz), 7.70–7.69 (m, 2H), 7.64–7.59 (m, 1H), 7.25–7.08 (m, 5H), 4.53–4.51 (m, 2H), 3.67–3.61 (m,

10H), 3.54–3.52 (m, 2H), 3.36 (s, 3H), 2.70 (t, 2H, *J* = 7.3 Hz), 2.04–1.97 (m, 2H); <sup>13</sup>C NMR (100.75 MHz, CDCl<sub>3</sub>) δ 167.0, 140.6, 134.2, 133.8, 133.8, 133.7, 133.5, 131.0, 130.1, 130.0, 129.8, 129.8, 128.7, 128.6, 128.6, 126.4, 72.1, 71.2, 71.0, 70.8, 70.7, 70.6, 70.6, 68.9, 68.8, 65.6, 59.3; HRMS (EI) [M + Na]<sup>+</sup>: calcd for C<sub>25</sub>H<sub>34</sub>O<sub>9</sub>SNa 533.1816, found 533.1836.

**3-Phenylpropyl [2-Methyl-(1,4,7,10-tetraoxocyclododecylcarboxy)]-1-benzosulfonate (3a):** (0.51 g, 82%); IR (neat) 1728 (C=O), 1373, 1198 (SO<sub>2</sub>) cm<sup>-1</sup>; <sup>1</sup>HNMR (400 MHz, CDCl<sub>3</sub>) δ 7.99 (d, 1H, *J* = 7.73 Hz), 7.72–7.36 (m, 3H), 7.25–7.21 (m, 2H), 7.19–7.15 (m, 1H), 7.08 (dd, 1H, *J* = 5.12 and 11.52 Hz), 4.17 (t, 2H, *J* = 6.23 Hz), 4.03–3.98 (m, 1H), 3.88–3.82 (m, 2H), 3.59–3.78 (m, 14H), 2.70 (t, 2H, *J* = 7.34 Hz), 2.05–1.98 (m, 2H); <sup>13</sup>C NMR (100.75 MHz, CDCl<sub>3</sub>) δ 166.9, 140.6, 134.2, 133.8, 133.4, 131.1, 129.9, 129.7, 128.7, 128.7, 126.4, 77.1, 71.3, 71.0, 70.9, 70.8, 70.5, 70.2, 66.0, 31.6, 30.7; HRMS (EI) [M + Na]<sup>+</sup>: calcd for C<sub>25</sub>H<sub>32</sub>O<sub>9</sub>SNa 531.1659, found 531.1673.

**3-Phenylpropyl [2-Methyl-(1,4,7,10,13-pentaoxocyclododecylcarboxy)]-1-benzosulfonate (3b):** (0.2 g, 39%); IR (neat) 1725 (C=O), 1357, 1196 (SO<sub>2</sub>) cm<sup>-1</sup>; <sup>1</sup>HNMR (400 MHz, CDCl<sub>3</sub>) δ 7.96 (d, 1H, *J* = 7.87 Hz), 7.69–7.57 (m, 3H), 7.22–7.05 (m, 5H), 4.50 (dd, 1H, *J* = 4.31 and 11.43 Hz), 4.35 (dd, 1H, *J* = 5.79 and 11.59 Hz), 4.13 (t, *J* = 6.19 Hz, 2H), 3.96–3.91 (m, 1H), 3.83–3.54 (m, 18H), 2.66 (t, 2H, *J* = 7.45 Hz), 2.01–1.94 (m, 2H); <sup>13</sup>C NMR (100.75 MHz, CDCl<sub>3</sub>) δ 166.9, 140.6, 133.7, 133.5, 131.0, 129.9, 129.8, 128.7, 128.6, 126.3, 79.8, 71.6, 71.2, 71.2, 71.0, 70.9, 70.9, 70.7, 70.6, 70.6, 70.4, 70.1, 66.2, 63.1, 31.6, 30.7; HRMS (EI) [M + Na]<sup>+</sup>: calcd for C<sub>27</sub>H<sub>36</sub>O<sub>10</sub>SNa 575.1921, found 575.1927.

**1-Phenyl-2-propyl 2-(2,5-dioxoheptylcarboxy)-1-benzosulfonate (4a):** (0.62 g, 93%); IR (neat) 1734 (C=O), 1355, 1176 (SO<sub>2</sub>) cm<sup>-1</sup>; <sup>1</sup>H NMR (400 MHz, CDCl<sub>3</sub>) δ 7.78 (d, *J* = 7.9 Hz, 1H), 7.60–7.59 (m, 2H), 7.50–7.45 (m, 1H), 7.19–7.07 (m, 5H), 4.94 (qdd, *J* = 6.3, 6.3, 6.7 Hz, 1H), 4.53–4.51 (m, 2H), 3.84–3.81 (m, 2H), 3.67–3.64 (m, 2H), 3.55–3.52 (m, 2H), 3.61 (s, 3H), 3.00 (dd, *J* = 6.3, 13.7 Hz, 1H), 2.82 (dd, *J* = 6.8, 13.7, 1H), 1.32 (d, *J* = 6.2 Hz, 3H); <sup>13</sup>CNMR (100.75 MHz, CDCl<sub>3</sub>) δ 167.1, 136.3, 135.1, 133.3, 131.1, 130.9, 129.7, 129.5, 129.4, 128.6, 126.9, 82.2, 72.0, 70.65, 68.9, 65.5, 59.2, 43.0, 20.7; HRMS (EI) [M + H]<sup>+</sup>: calcd for C<sub>21</sub>H<sub>27</sub>O<sub>7</sub>S 423.1477, found 423.1485.

**4-Decyl 2-(2,5-Dioxoheptylcarboxy)-1-benzosulfonate (4b):** (0.61 g, 96%); IR (neat) 1732 (C=O), 1365, 1156 (SO<sub>2</sub>) cm<sup>-1</sup>; <sup>1</sup>HNMR (400 MHz, CDCl<sub>3</sub>) δ 8.00 (d, *J* = 7.5 Hz, 1H), 7.67–7.58 (m, 3H), 4.72 (tt, *J* = 6.1, 6.0 Hz, 1H), 4.53–4.50 (m, 2H), 3.84–3.81 (m, 2H), 3.67–3.65 (m, 2H), 3.55–3.53 (m, 2H), 3.36 (s, 3H), 1.65–1.5 (m, 5H), 1.36–1.09 (m, 9H), 0.84 (t, *J* = 6.6 Hz, 3H), 0.82 (t, *J* = 7.4, 3H); <sup>13</sup>CNMR (100.75 MHz, CDCl<sub>3</sub>) δ 167.1, 135.7, 133.3, 130.7, 129.6, 129.4, 86.0, 72.0, 70.6, 68.9, 65.4, 59.2, 36.4, 34.3, 31.7, 29.1, 22.1, 18.1, 14.2, 14.0; HRMS (EI) [M + H]<sup>+</sup>: calcd for C<sub>22</sub>H<sub>37</sub>O<sub>7</sub>S 445.2260, found (M + H)<sup>+</sup> 445.2263.

**Synthesis of 2-Adamantyl 2-(2,5-Dioxoheptylcarboxy)-1-benzosulfonate (4c).** To a pyridine solution (10 mL) of **1** (0.9 g, 2.8 mmol) was added 2-adamantanol (0.85 g, 5.5 mmol) at 0 °C. The reaction mixture was slowly warmed to room temperature and allowed to stir for 16 h. The pyridine was removed in vacuo, resulting in a gummy material. The crude material was purified by flash chromatography by elution with a hexane/acetone (70:30 v/v) to give **6** (1.18 g, 96%) as a gummy material. IR (neat) 1734 (C=O), 1360, 1185 (SO<sub>2</sub>) cm<sup>-1</sup>; <sup>1</sup>H NMR (400 MHz, CDCl<sub>3</sub>) δ 8.02 (d, *J* = 7.4 Hz, 1H), 7.67–7.58 (m, 3H), 4.83 (m, 1H), 4.54–4.51 (m, 2H), 3.67–3.65 (m, 2H), 3.55–3.53 (m, 2H), 3.36 (s, 3H), 2.10–2.03 (m, 4H), 1.83–0.180 (m, 4H), 1.69–1.62 (m, 4H), 1.53–1.50 (m, 2H); <sup>13</sup>C NMR (100.75 MHz, CDCl<sub>3</sub>) δ 167.0 (CO), 135.34, 133.1, 130.8, 129.7, 129.4, 87.8, 72.0, 70.6, 68.9, 65.4, 59.2, 37.3, 36.5, 32.9, 31.3, 27.0, 24.7; HRMS (EI) [(M + 2H) – C<sub>10</sub>H<sub>15</sub>]<sup>+</sup>: calcd for C<sub>12</sub>H<sub>17</sub>O<sub>7</sub>S 305.0695, found 305.0699.

**Representative Procedure: Reaction of NALG Sulfonate 2c with NaBr.** Aryl sulfonate ester **2c** (0.42 g, 1.00 mmol) was dissolved in acetone, and NaBr (0.4 g, 4.0 mmol)

was added to it. The reaction mixture was stirred at room temperature/reflux conditions. The reactions were monitored carefully by TLC until the disappearance of starting material. The solvent was evaporated in vacuo. The reaction mixtures were washed with water to remove excess inorganic salts, extracted in EtOAc, and dried over sodium sulfate. The organic layer was evaporated, giving pure desired products. Yields and reaction times are given in Tables 1, 2, and 3.

**Acknowledgment.** We thank the National Institute of Mental Health (66963-01) and the Florida Centers of Excellence in Marine Biotechnology (contribution

P200412) for financial support. An acknowledgment is also made to the National Science Foundation Division of Undergraduate Education (0311369) for the 400 MHz NMR used in this study.

**Supporting Information Available:** Copies of  $^1\text{H}$  NMR spectra for compounds **1–4** and X-ray crystallographic data (CIF) for compound **5**. This material is available free of charge via the Internet at <http://pubs.acs.org>.

JO051241Y